



MT Series

HOUSINGS
MULTIPLE CARTRIDGES
MEDIUM-LOW FLOW-RATE

MAIN APPLICATIONS:

- DESALINATION
- WATER TREATMENT
- FINE CHEMICAL
- PETROCHEMICAL
- FOOD & BEVERAGE
- POWER GENERATION
- PAINTS AND RESIN
- PHARMACEUTICAL
- MICROELECTRONIC
- GALVANIC
- HYDRAULIC
- STEEL MILL
- GENERAL INDUSTRY

CHARACTERISTICS:

- 100% 316L SS construction fully electropolished
- Swing bolts Rathmann type closure
- Micro-casting girth flange and top cover with hinge and handle
- Conform to 97/23/CE Directive
- Conform to 94/9/CE Directive
- 1935/2004/CE certification available upon request
- Suitable for liquid and gas Gr. 1 and 2 filtration.
- Side inlet bottom outlet nozzles design
- Suitable for pressure up to 10 bar (*higher pressure as option*)
- Suitable for DOE or cod. 3 filtering cartridges (*cod. 8 as option*)
- Suitable for 3 to 12 filtering cartridges up to 40" (*standard*); tailor made design available (*as option*)
- O-ring body/head seal
- 430 SS adjustable legs
- Hydraulic test on 100% of manufactured filters
- Customization for OEM available

ASCO FILTRI

ASCO Filtri S.p.A.

Viale delle Scienze, 8
20082 Binasco (MI) - Italy
Phone: +39 02 89703.1

Fax: +39 02 89703.410

E-mail: asco@ascofiltri.com

Web: www.ascofiltri.com



MT Series

HOUSINGS
MULTIPLE CARTRIDGES
MEDIUM-LOW FLOW-RATE

TECHNICAL DATA

MAX. WORKING CONDITIONS

10 bar @ 100 °C
 16 bar @ 100 °C (as option)

CONSTRUCTION MATERIALS

- BODY:**
 - 316L SS
MICRO CASTING HEAD (F):
 - 316 SS
MACHINED HEAD (M):
 - 316L SS
ADJUSTABLE LEGS:
 - 304 SS

FINISHING

- Internal/external:
 - Electropolishing
 - Pickling (option)

GASKETS

- EPDM
 - Silicone
 - Viton
 - FEP
 - PTFE

IN/OUT

- 2" GAS-M
 - 2.1/2" GAS-M
 - 3" GAS-M
 - DN 100 PN 16
 - DN 150 PN16

VENT

- 3/8" GAS-F

TUBE SHEET DRAIN

- 1/2" GAS-F

ACCESSORIES

- Pressure gauge
 - Vent valve
 - Flanged connection

Dimensions:

Model	Dimensions [mm]					In/out [GAS-M]	Flow-rate [m³/h]		Vol. [lt]	Fig.
	A	B	C	D	E		Depth	Pleated		
MTM031	168.3	154	Max. 205	200	255	1.1/2"	4	6	9	1
MTM032					505		8	12	14	
MTM033					755		12	16	19	
MTM034					1005		16	18	24	
MTF051	219.1	170	max. 340	231	322.5	2"	7.5	10	14	1
MTF052					587.5		15	20	23	
MTF053					852.5	22	30	31		
MTF054					1117.5	30	30	39		
MTF092	273	235	max. 495	320	547.5	3"	24	36	45	2
MTF093					797.5	4"	36	40	59	
MTF094					1047.5		45	50	73	
MTM122	323.8	262	400	450	450	4"	36	48	59	1
MTM123					700	6"	54	72	78	
MTM124					950		72	96	97	

Water flow-rate (m³/h) - Clean Delta-P 0.15 bar.

Max. working pressure:

Fluid	Model							
	MTM031	MTM032	MTM033	MTM034	MTM122	MTM123	MTM124	
Liquid Gr. 2	10	10	10	10	10	10	10	
Liquid Gr. 1	10	10	10	10	10	10	10	
Gas Gr. 2	10	10	10	8.0	3.0	2.5	2.0	
Gas Gr. 1	5.5	3.5	2.5	2.0	0.8	0.6	0.6	

Fluid	Model							
	MTF051	MTF052	MTF053	MTF054	MTF092	MTF093	MTF094	
Liquid Gr. 2	10	10	10	10	10	10	10	
Liquid Gr. 1	10	10	10	10	10	10	10	
Gas Gr. 2	10	8.5	6.0	5.0	4.0	3.0	2.5	
Gas Gr. 1	3.5	2.0	1.5	1.0	1.0	0.8	0.6	

Where the 97/23/CE PED Directive is applicable, in case of gas, the max. working pressure must be reduced. For different pressure contact ASCO Filtri.

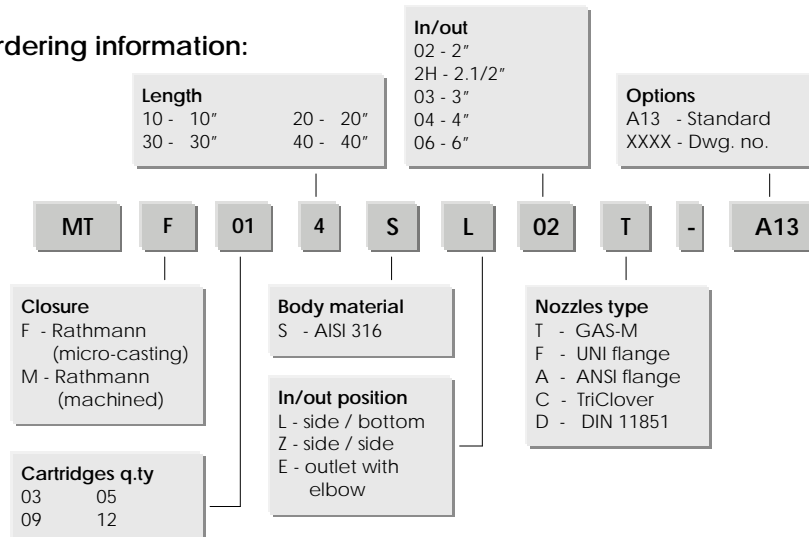
Gaskets temperature limitation:

EPDM	120 °C	Viton	230 °C	PTFE	250 °C
Buna-n	120 °C	Silicone	230 °C	FEP	250 °C

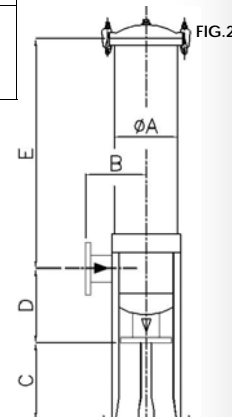
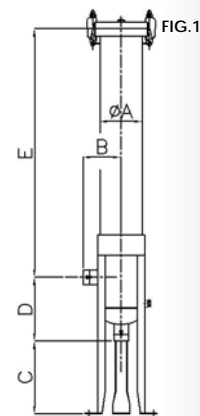
Working temperature is limited from installed gaskets.

For different working temperature check with the operating manual.

Ordering information:



We reserve the right to change the data of this specification without notice.



ASCO Filtri S.p.A.

Viale delle Scienze, 8
 20082 Binasco (MI) - Italy
 Phone: +39 02 89703.1
 Fax: +39 02 89703.410
 E-mail: asco@ascofiltri.com
 Web: www.ascofiltri.com

